



Things You Will Need:

**Adult Supervision**

- Felt Tip Pens
- Crayons
- String or yarn
- The Three Templates
- Stickers
- Glitter
- Scissors
- Ruler




Don't forget to share pictures of your banners with us on our Little Troopers Facebook Page. #CraftyLittleTroopers




Decorate.

Print out the three templates provided. Divide them into four as per the image above.



Cut your sheets into quarters along the guidelines to form your separate letters.



Punch holes in the top, as per the diagram.



